



P.O.Box 597
Fremont, CA 94537
Tel: (510) 739 6049
Fax: (510) 405 9030

[Http://www.YYLabs.com](http://www.YYLabs.com)

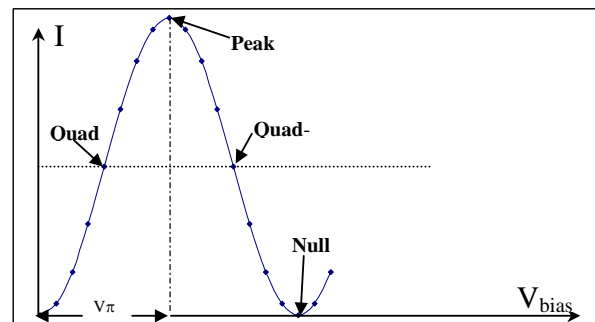
Introduction to Dual-Parallel-MZ Modulator Bias Controller

0050, 0052

9/8/08

Dual-Parallel-MZ-Modulator Bias Controller is a device specially designed to control the bias positions for dual-parallel-modulator used for DQPSK or SSB (Single Side Band) applications. DQPSK (Differential quadrature phase-shift key) modulator can improve optical transmission properties such as total reach, dispersion tolerance, or spectral efficiency. Since the Dual Parallel modulator is a combination of phase modulator and Mach-Zehnder modulators, there are three bias points requiring controllers. YY Labs' Dual-Parallel-MZ modulator bias controllers have been developed especially for this kind of device.

YY Labs' Dual-Parallel-MZ modulator bias controllers have two models: 0050 for SSB applications, 0052 for DQPSK applications. Both are a full-function miniature OEM version of the Modulator Bias Controller (MBC) family. It simultaneously sets the first and second modulators at Null points and the third modulator at quad point. The slope of each point is selectable from the board, and the point to be locked can be tuned in order to meet the special requirement of the desired working status for some particular applications.



Features of Dual-Parallel-MZ-MBC (DP MBC)

- Three modulators can be controlled with one controller (1st, 2nd modulator at Null/peak mode, the 3rd at Quad);
- User selectable locking slope (QUAD+ ↔ QUAD-, NULL ↔ PEAK);
- The locking point is tunable (0050) to reach best effect of the single band operation;
- Tune-ability (0050) can be switched off and on;
- Two photodiodes are integrated in the controller (0052) with option to use one external PD integrated in the modulator for quad point locking.
- Two operation modes: calibration mode and locking mode;
- Calibration-off mode for quick system setup in locking mode;
- Low profile;




Figure 1. 0050-SSB-MBC *




Figure 2. 0052-DQPSK-MBC

1. Dual-Parallel-MZ-MBC Specifications

PARAMETERS	MIN	TYP	MAX	UNITS
Optical Performance				
Detector Input Power ¹	-30		-10	dBm
Optical wavelength	1000		1650	nm
Electrical Performance				
Bias voltage	-10		10	V
Null Mode Extinction Ratio ²		25	40	dB
Tuning Range	+/- 18			Degree
Locking Slope	Positive or Negative			
Locking Mode	Two Null (Peak) positions, one Quad+ or (Quad-) position			
Pilot tone				
Modulation Depth (QUAD) ³		1		%
Modulation Depth (Null)			0.1	%
Pilot Tone Frequency (QUAD)		1K		Hz
Pilot Tone Frequency (NULL)		2K		Hz
Power Supplies				
Positive Power Voltage	11.5	12	12.5	V(DC)
Negative Power Voltage	-12.5	-12	-11.5	V(DC)
Positive Power Current		80		mA(DC)
Negative Power Current		50		mA(DC)
General				
Operating temperature	0		70	Degree C
Storage Temperature	-40		+85	Degree C
Dimension	3.5x2.0x0.65 inch			
Weight	0.2 lb			

1. For a given input, detection power refers to the coupled optical power to the photodiode of DPMZ-MBC when the modulator output is at its minimum attenuation (The detection power does not describe the detected power at locking status).
2. In this case, the modulator output power was greater than 0 dBm. 1% coupler was used. The distinction ratio will be close but not exceed the distinction ratio of the modulator.
3. Optical Modulation Index = amplitude of modulation/ V_{π} .
4. The bias voltage can be increased to +/- 15V at user's request

7. Major Application

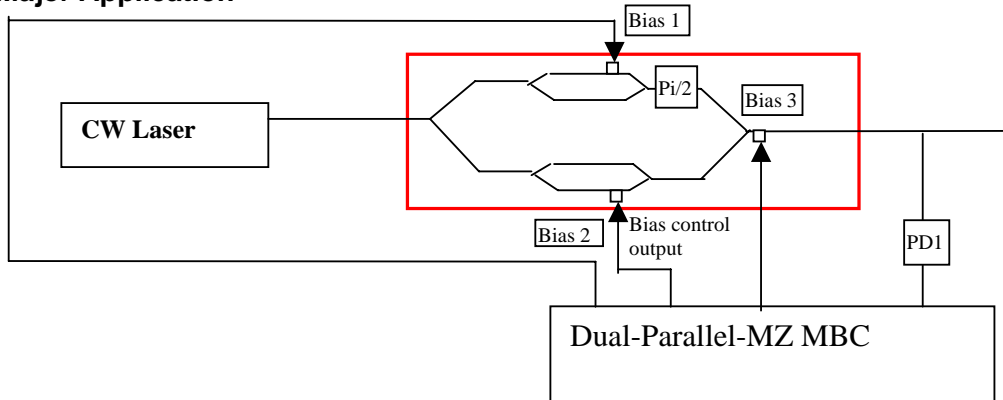


Figure 2. Configuration of 0050-Dual parallel MZ modulator bias controller for SSB application

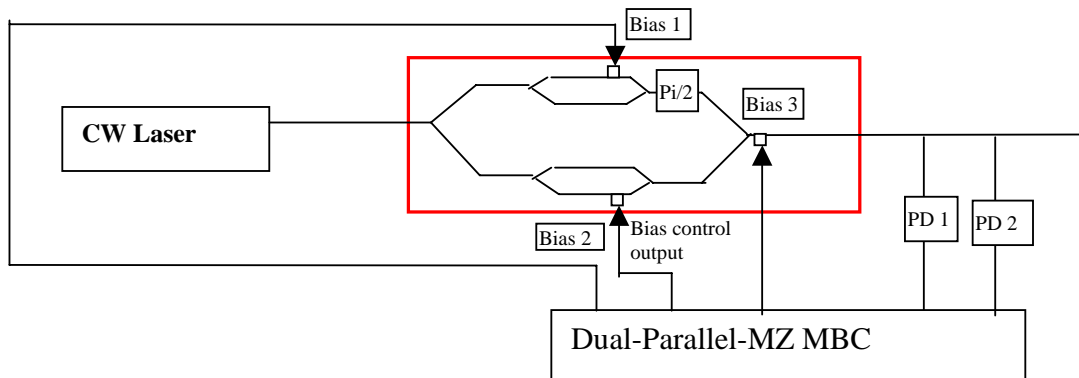


Figure 3. Configuration of 0052-Dual-Parallel-MZ modulator bias controller for DQPSK application

For any question or information, please contact:

YY Labs, Inc.

P.O.Box 597, Fremont, CA 94537

Tel: 510-739-6049 Fax: 510-405-9030

Email: yanyin@YYLabs.com, Web Site: www.yylabs.com